

GMA12

SOCIOECONOMIC IMPACTS

CONSIDERATIONS

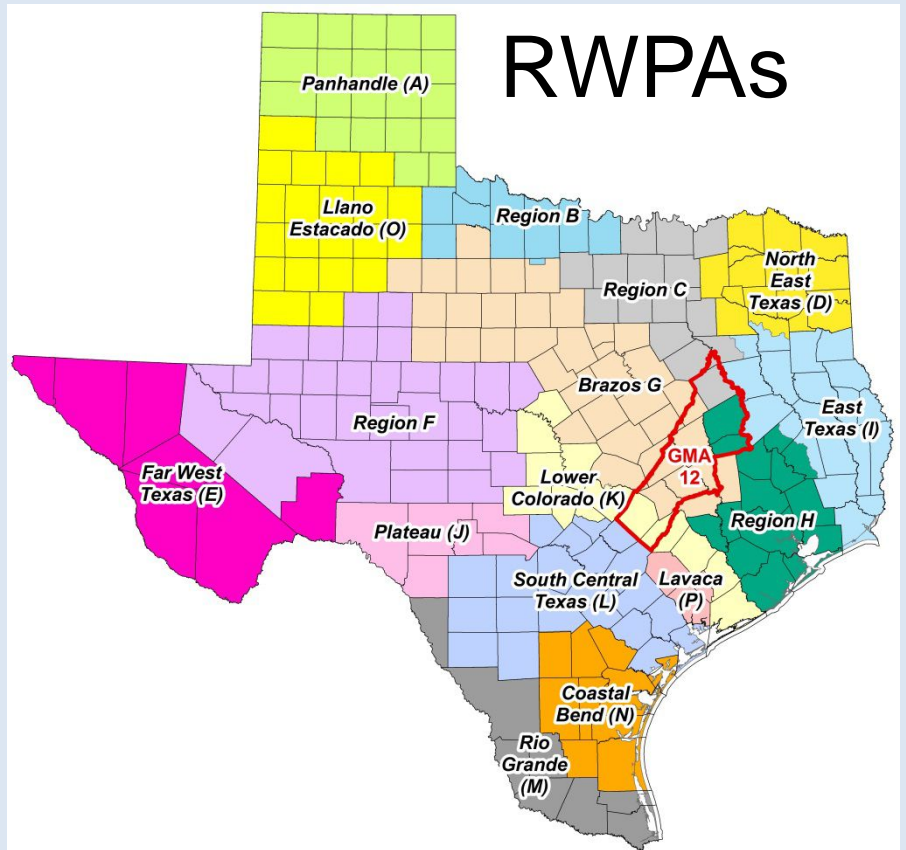
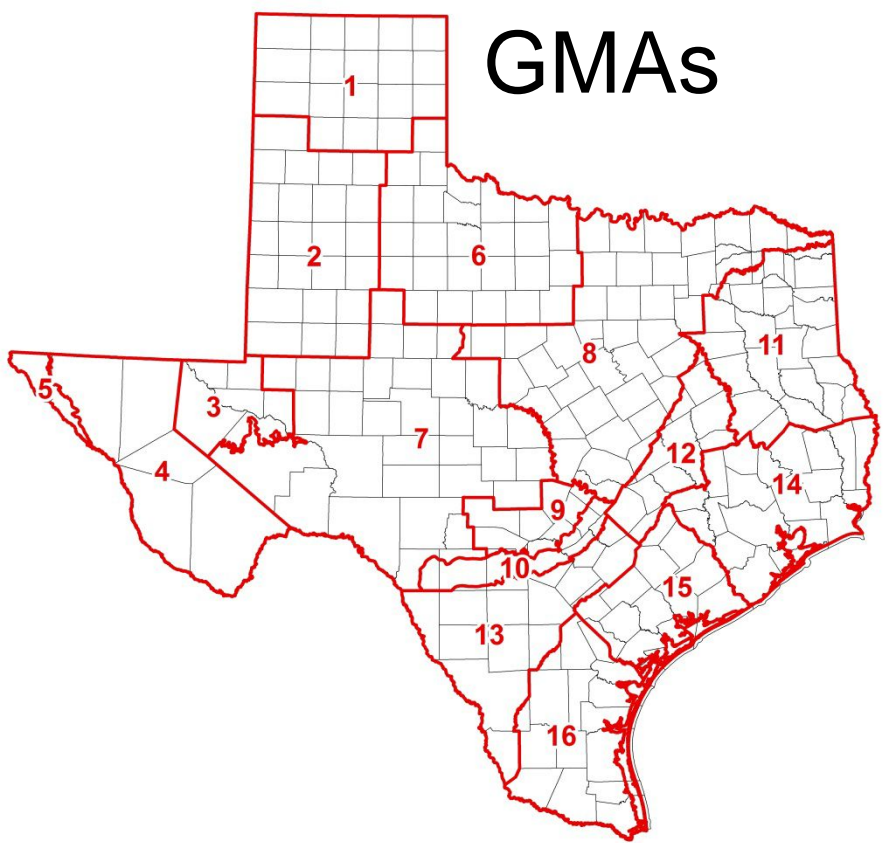
Presented
by

GMA 12 Consultant Team

October 22, 2015

TWC Section 36.108 (d)

- Before voting on proposed desired future conditions . . . the districts shall consider:
 - Aquifer uses and conditions
 - Needs and strategies
 - Hydrogeologic conditions
 - Environmental impacts
 - Subsidence
 - **Socioeconomic impacts**
 - Private Property rights
 - Feasibility
 - Anything else



Socioeconomic Impacts and Water Planning in Texas – A Brief History

- Texas Water Code Chapter 16.051 (a) the board shall prepare, develop, formulate, and adopt a comprehensive state water plan that ...shall provide for...further economic development (companion provision in TWC Chapter 16.053 (a, b) for regional water plans).
- Texas Administrative Code (TAC), Title 31, Chapter 357.7 (4)(A) states, *“The executive administrator shall provide available technical assistance to the regional water planning groups, upon request, on water supply and demand analysis, including methods to evaluate the social and economic impacts of not meeting needs.”*

Socioeconomic Impacts and Water Planning in Texas – A Brief History (cont.)

- TAC, Title 31, Chapter 357.40 (a) RWPs shall include a quantitate description of the socioeconomic impacts of not meeting the identified water needs pursuant to §357.33 (c) of this title (relating to Needs Analysis: Comparison of Water Supplies and Demands).

Socioeconomic Impacts Analysis

- Executed by TWDB at request of RWPGs
- Uses water supply needs from Regional Water Plan
- Analysis attempts to measure the impacts in the event that water user groups do not meet their identified water supply needs associated with normal and drought conditions. Water supply has been needed and will continue to be needed for various uses.
- Multiple impacts examined
 - Sales, income and tax revenue
 - Jobs
 - Population
 - School enrollment
- Results of analysis are incorporated into final Regional Water Plan

Socioeconomic impact of not meeting water supply needs vs. impact of proposed desired future conditions

- Regional Water Planning (from TWDB)
 - Generate Input-Output Models combined with Social Accounting Models (IO/SAM) and develop economic baselines. Utilizes IMPLAN (Impact for Planning Analysis) software.
 - Economic baseline developed for counties, planning regions, and the state based on variables for 528 economic sectors as follows:

Socioeconomic impact of not meeting water supply needs vs. impact of proposed desired future conditions

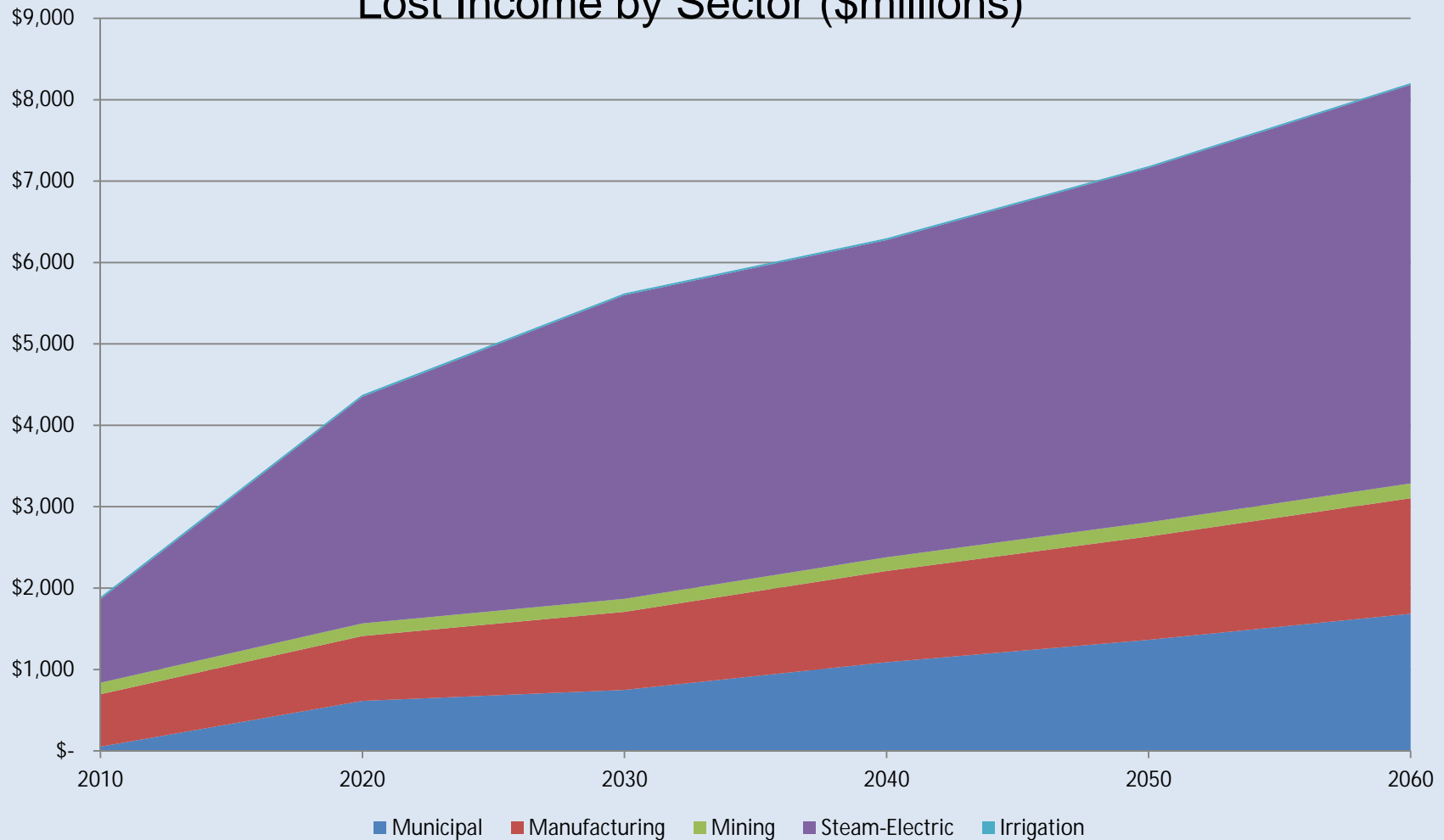
- Output – total production of goods and services measured by gross sales revenues
- Final sales – sales to end user in Texas (a region) and exports out of region
- Employment – number of full and part-time jobs required by a given industry
- Regional income – total payroll cost paid by industries, corporate income, rental income, and interest payments
- Business taxes – sales, excise, fees, licenses and other taxes paid during normal operations

Socioeconomic impact of not meeting water supply needs vs. impact of proposed desired future conditions

- Regional Water Planning (from TWDB – cont.)
 - Estimate direct and indirect impacts to business, industry and agriculture
 - Impact associated with domestic water usage
- While useful for planning purposes, socioeconomic impacts developed for regional water planning do not represent a benefit-cost analysis
- Analysis is executed for water user groups with needs for additional water supply. Anticipates growth in Texas economy.

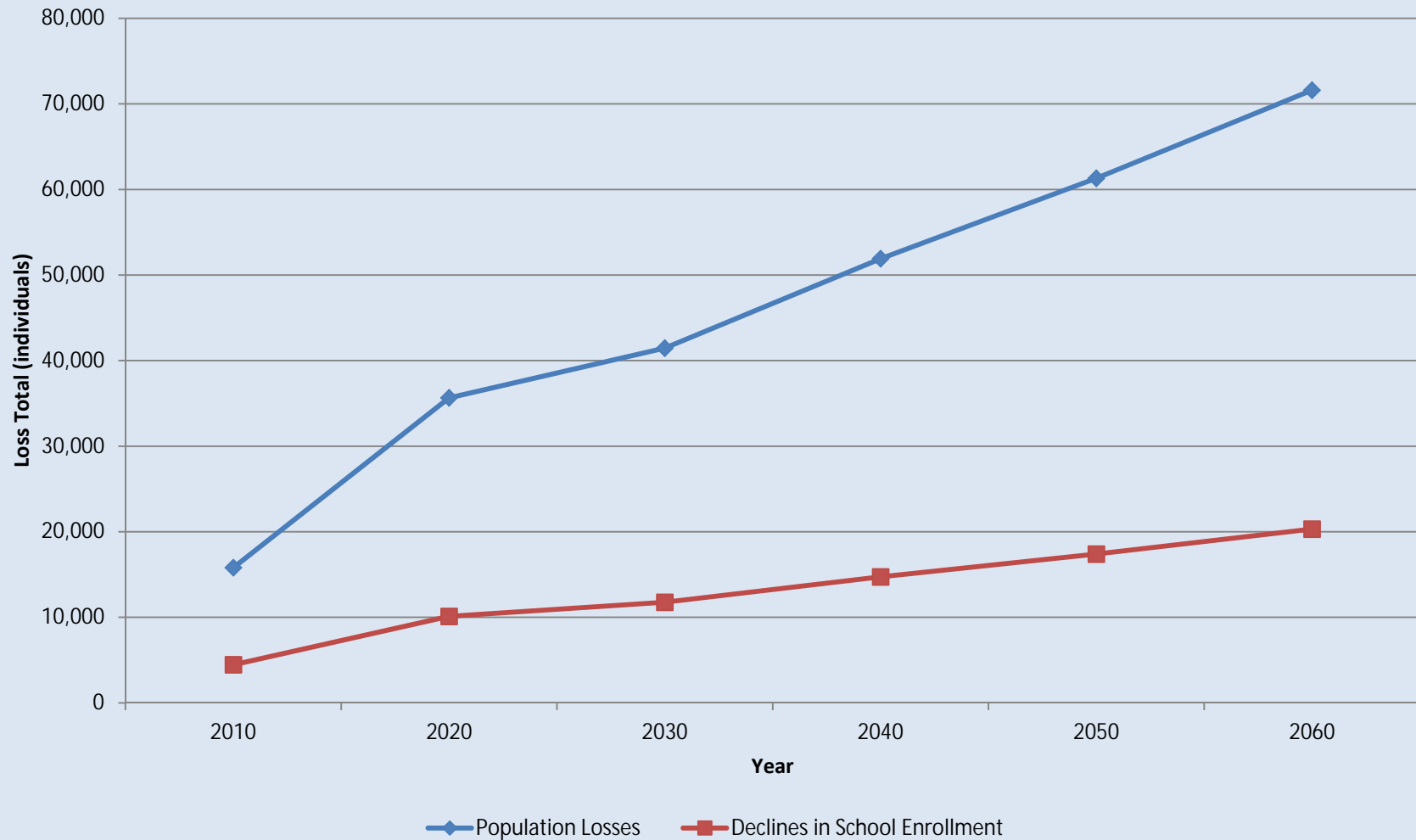
Economic Impacts Analysis – 2011 Brazos G Regional Water Plan

Lost Income by Sector (\$millions)



For full analysis, see TWDB correspondence to Dale Spurgin from Stuart Norvell dated May 17, 2010, titled "Socioeconomic impact analysis of not meeting water needs for the 2011 Brazos G Regional Water Plan."

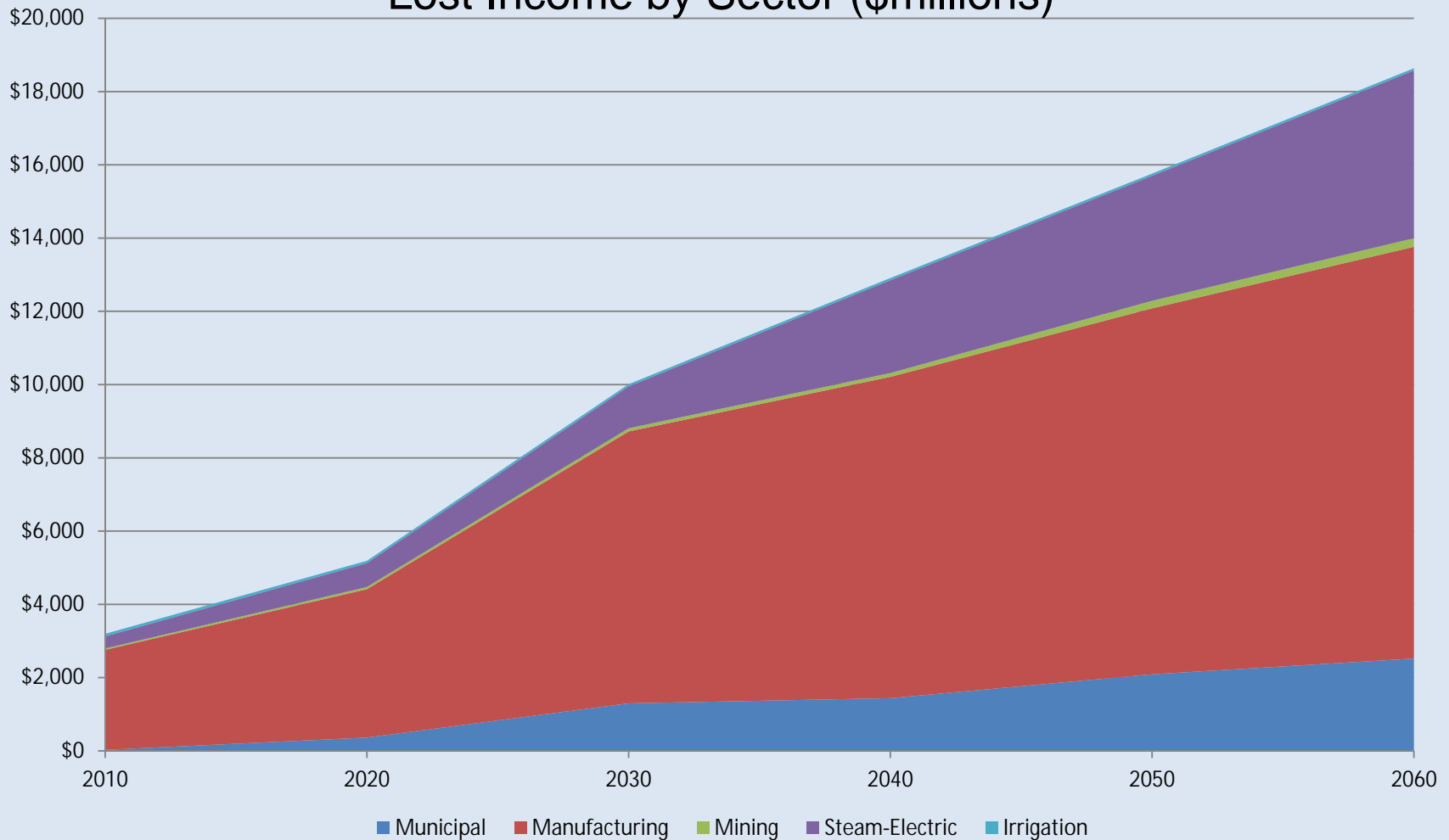
Social Impacts of Water Shortages in Region G



For full analysis, see TWDB correspondence to Dale Spurgin from Stuart Norvell dated May 17, 2010, titled "Socioeconomic impact analysis of not meeting water needs for the 2011 Brazos G Regional Water Plan."

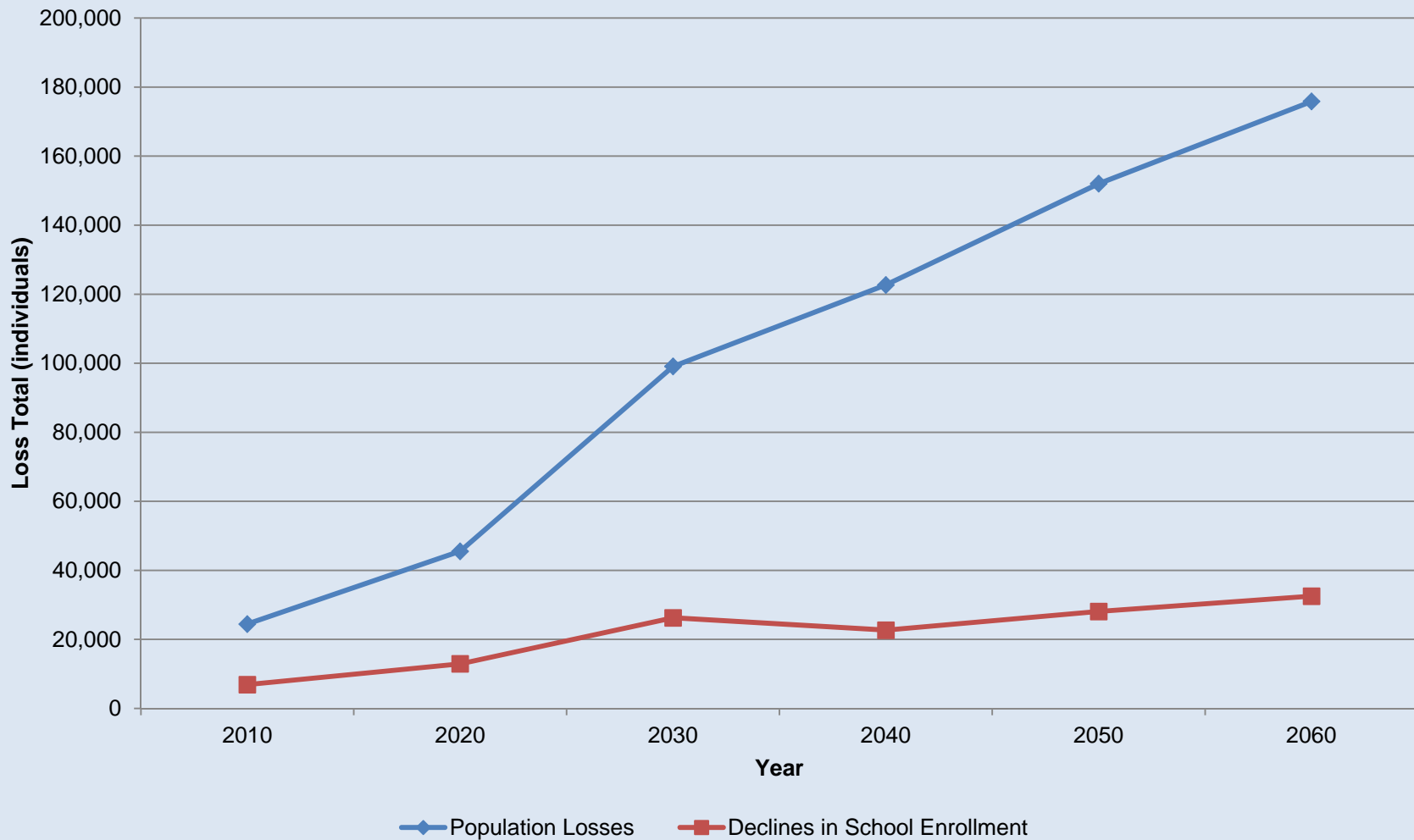
Economic Impacts Analysis – 2011 Region H Water Plan

Lost Income by Sector (\$millions)



For full analysis, see TWDB correspondence to the Honorable Mark Evans from Stuart Norvell dated May 19, 2010, titled "Socioeconomic impact analysis of not meeting water needs for the 2011 Region H Regional Water Plan."

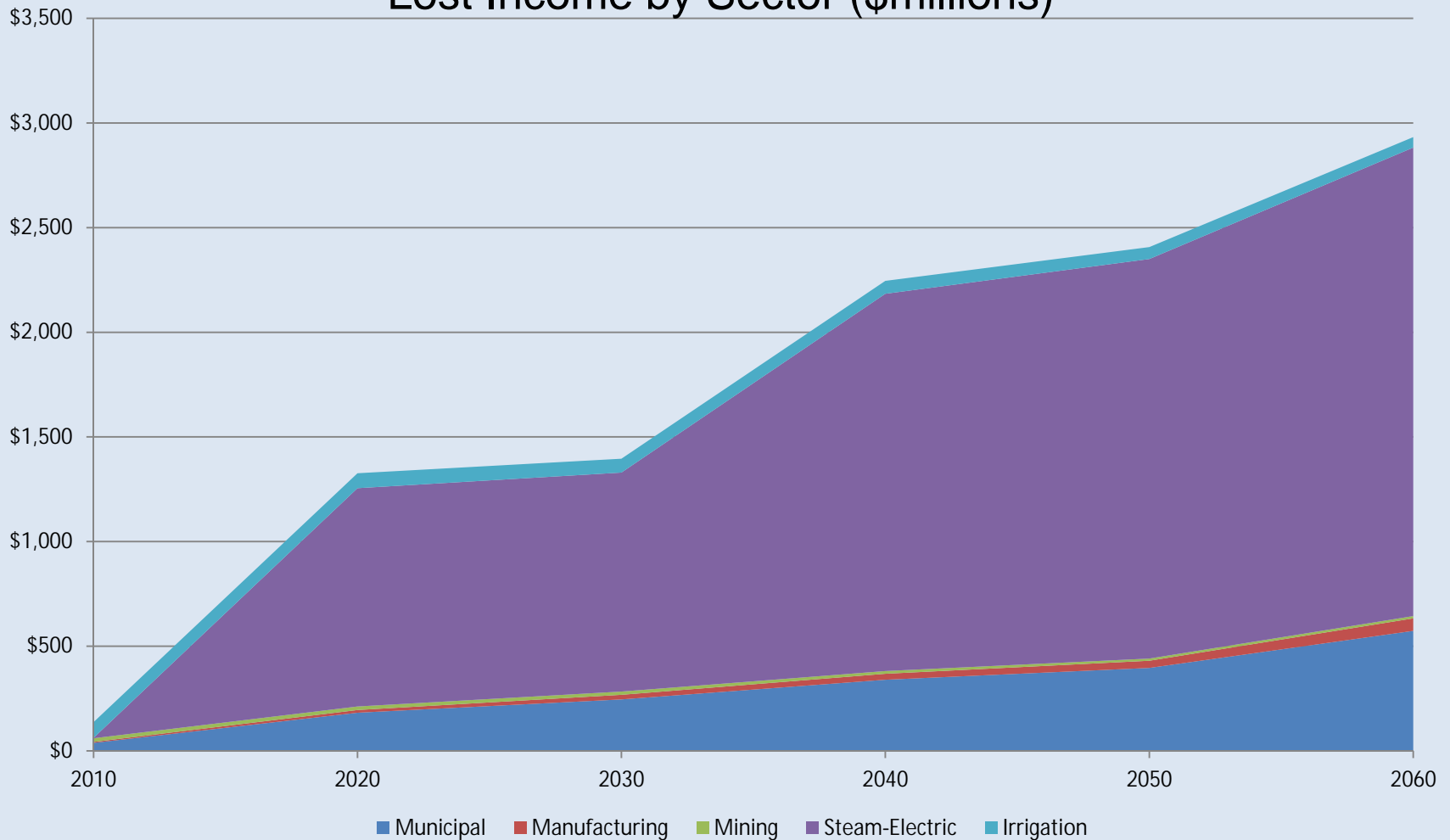
Social Impacts of Water Shortages in Region H



For full analysis, see TWDB correspondence to the Honorable Mark Evans from Stuart Norvell dated May 19, 2010, titled "Socioeconomic impact analysis of not meeting water needs for the 2011 Region H Regional Water Plan."

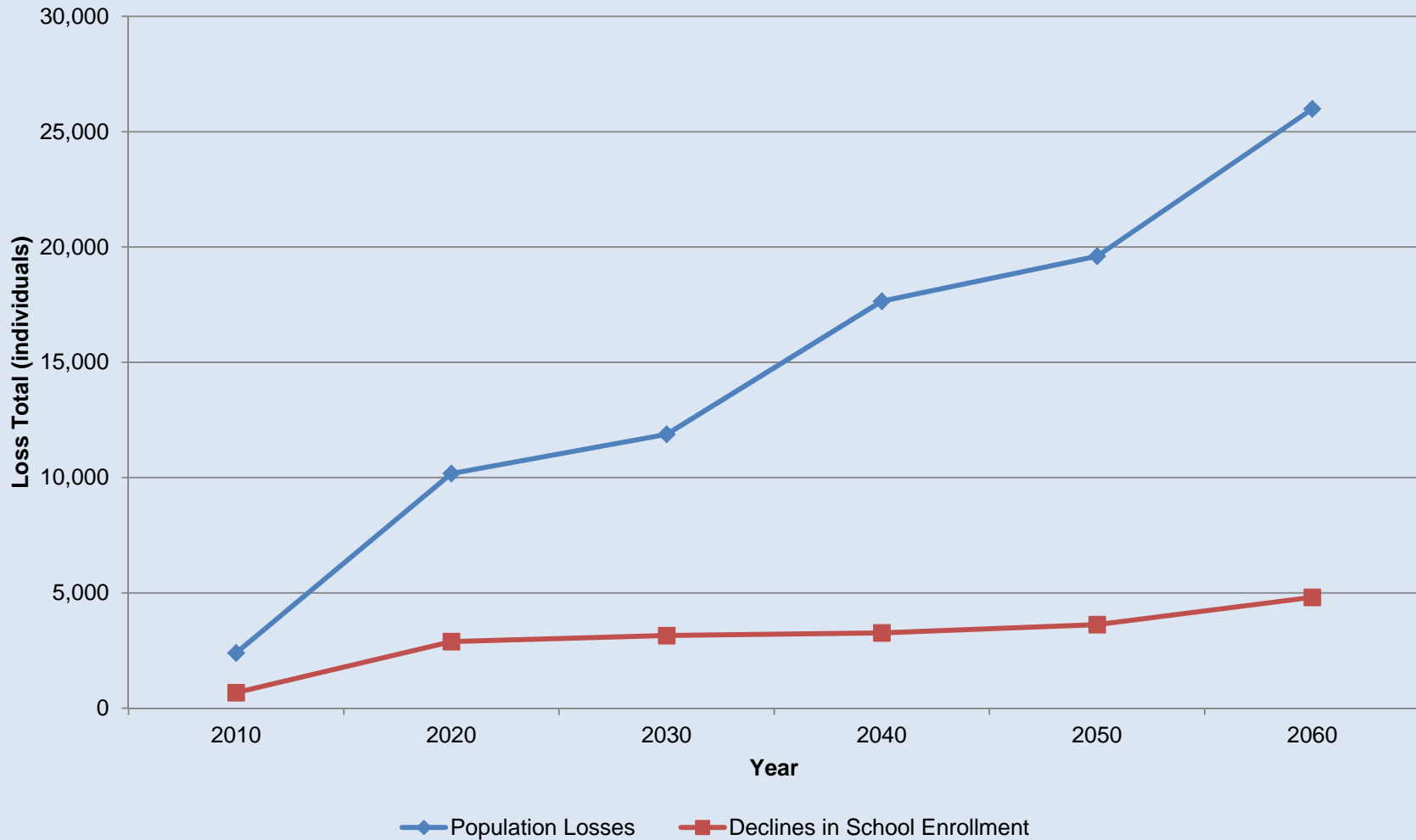
Economic Impacts Analysis – 2011 Region K Water Plan

Lost Income by Sector (\$millions)



For full analysis, see TWDB report by Stuart Novell dated May 2010, titled "Socioeconomic Impacts of Projected Water Shortages for the Lower Colorado Regional Water Planning Area (Region K)".

Social Impacts of Water Shortages in Region K



For full analysis, see TWDB report by Stuart Novell dated May 2010, titled "Socioeconomic Impacts of Projected Water Shortages for the Lower Colorado Regional Water Planning Area (Region K)".

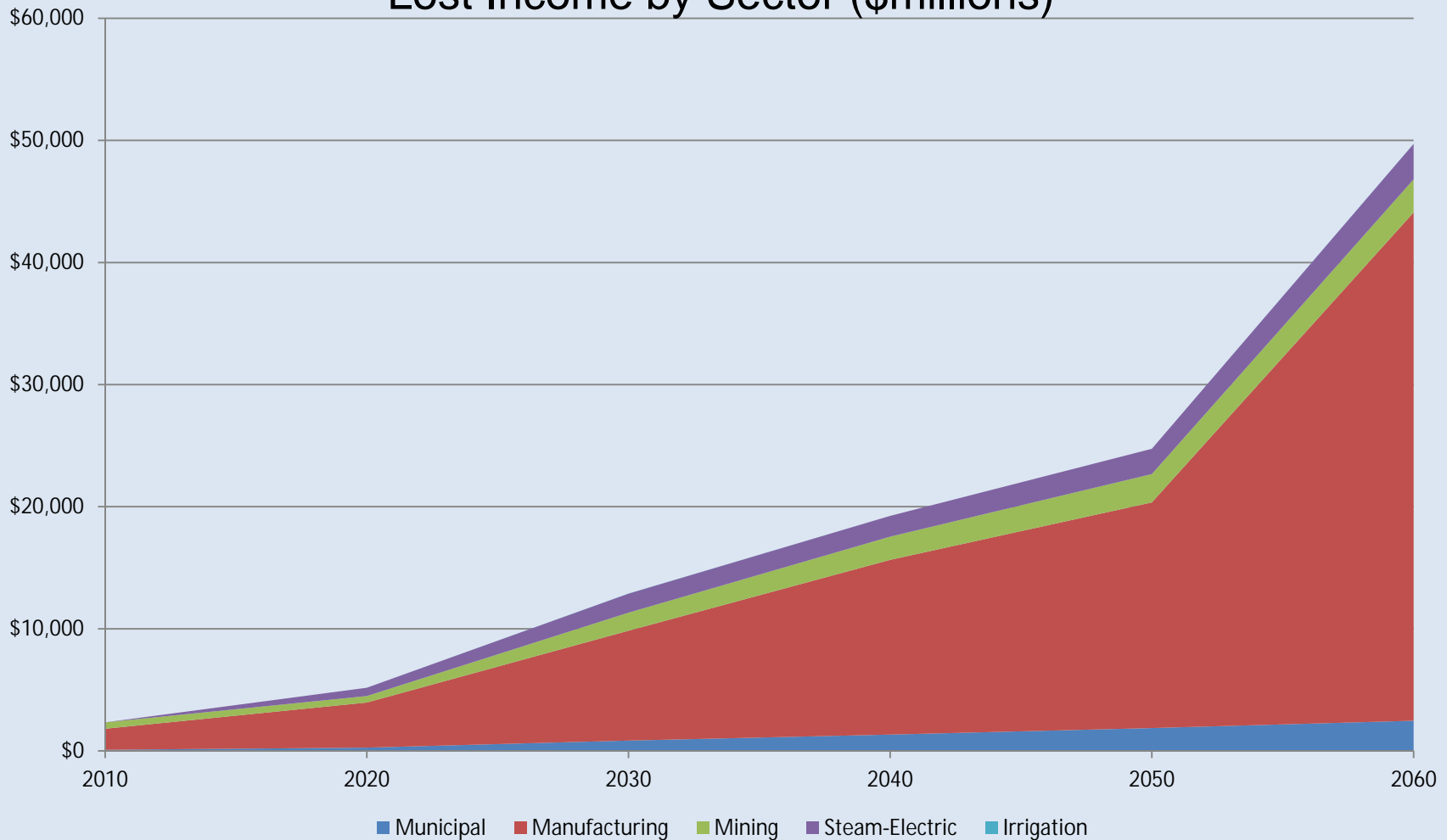
Examples of Economic Impacts of Reduced Municipal Supply in Region K

	(\$millions)					
	2010	2020	2030	2040	2050	2060
Aqua WSC						
Monetary value of domestic water shortages	\$0.00	\$0.00	\$0.62	\$26.11	\$75.35	\$142.24
Lost income from reduced commercial business activity	\$0.00	\$0.00	\$0.00	\$0.00	\$0.00	\$52.86
Lost jobs due to reduced commercial business activity	0	0	0	0	0	1176
Lost state and local taxes from reduced commercial business activity	\$0.00	\$0.00	\$0.00	\$0.00	\$0.00	\$5.63
Lost utility revenues	\$0.00	\$0.00	\$1.10	\$6.79	\$11.39	\$17.24
Austin						
Monetary value of domestic water shortages	\$0.00	\$0.00	\$0.00	\$0.00	\$27.42	\$69.83
Lost utility revenues	\$0.00	\$0.00	\$0.00	\$0.00	\$46.14	\$95.28
Barton Creek West						
Monetary value of domestic water shortages	\$0.07	\$0.07	\$0.06	\$0.05	\$0.05	\$0.05
Lost utility revenues	\$0.10	\$0.10	\$0.09	\$0.09	\$0.09	\$0.09
Bastrop						
Monetary value of domestic water shortages	\$0.08	\$0.50	\$3.04	\$4.26	\$7.73	\$13.76
Lost income from reduced commercial business activity	\$0.00	\$0.00	\$0.00	\$16.21	\$24.16	\$68.28
Lost jobs due to reduced commercial business activity	0	0	0	361	537	1519
Lost state and local taxes from reduced commercial business activity	\$0.00	\$0.00	\$0.00	\$1.72	\$2.57	\$7.27
Lost utility revenues	\$0.12	\$1.49	\$2.81	\$4.74	\$6.33	\$8.32
Bastrop County WCID #2						
Monetary value of domestic water shortages	\$0.00	\$0.00	\$0.00	\$0.00	\$0.00	\$0.18
Lost utility revenues	\$0.00	\$0.00	\$0.00	\$0.00	\$0.00	\$0.29
Bee Cave Village						
Monetary value of domestic water shortages	\$19.27	\$24.02	\$28.74	\$32.96	\$36.04	\$39.16
Lost income from reduced commercial business activity	\$28.34	\$36.37	\$44.33	\$51.44	\$56.65	\$61.92
Lost jobs due to reduced commercial business activity	457	586	715	829	913	998
Lost state and local taxes from reduced commercial business activity	\$2.55	\$3.27	\$3.99	\$4.63	\$5.10	\$5.57
Lost utility revenues	\$1.85	\$2.32	\$2.78	\$3.20	\$3.50	\$3.81

For full analysis, see TWDB report by Stuart Novell dated May 2010, titled "Socioeconomic Impacts of Projected Water Shortages for the Lower Colorado Regional Water Planning Area (Region K)".

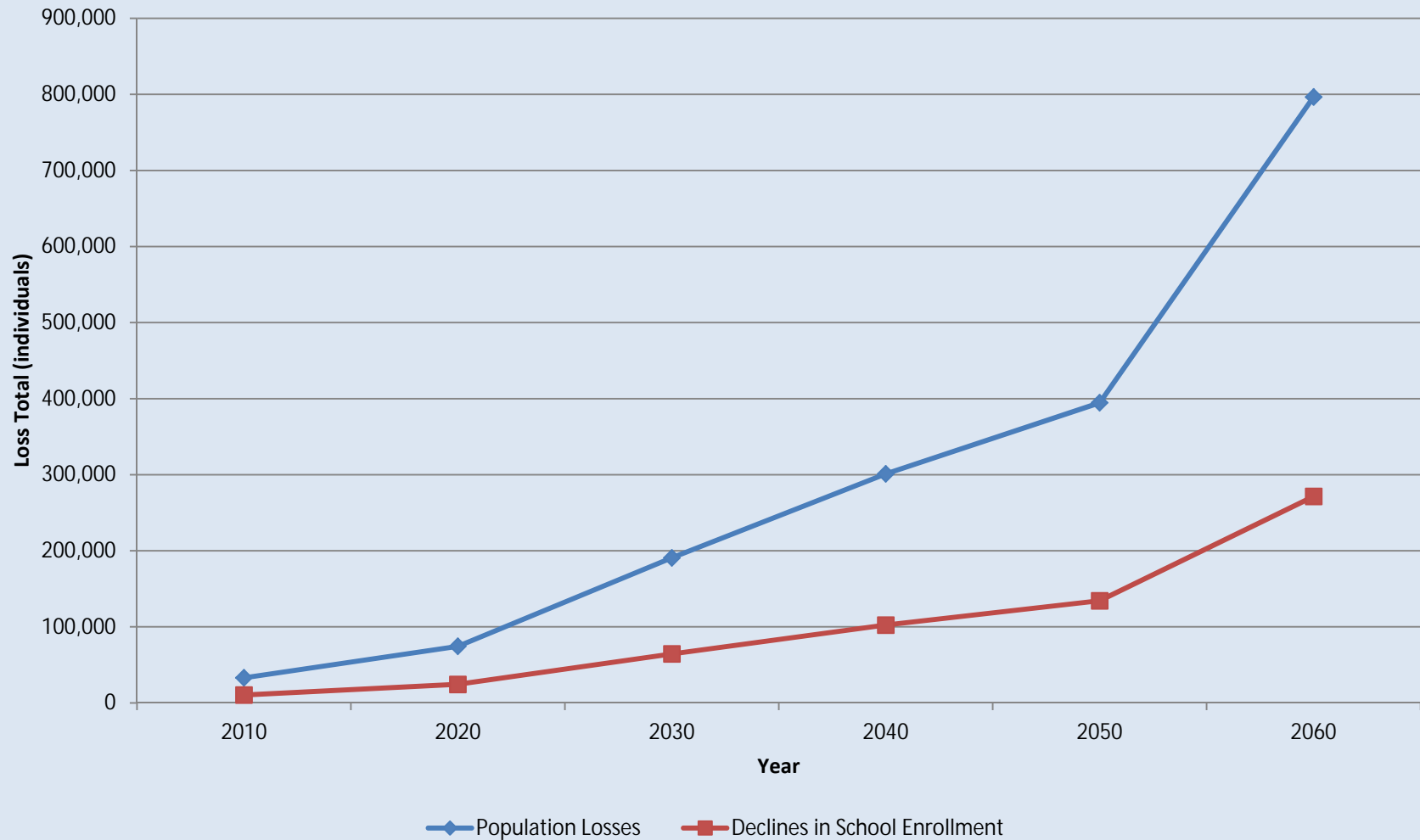
Economic Impacts Analysis – 2011 Region C Water Plan

Lost Income by Sector (\$millions)



For full analysis, see TWDB report by Stuart Novell Revised September 1, 2010, titled "Economic Impacts of Projected Water Shortages for the Region C Regional Water Planning Area".

Social Impacts of Water Shortages in Region C



For full analysis, see TWDB report by Stuart Novell Revised September 1, 2010, titled "Economic Impacts of Projected Water Shortages for the Region C Regional Water Planning Area".

Potential Socioeconomic Impact of Proposed DFCs (cont.)

- TWC Chapter 36.108(d) and (d)(6) states, “the districts shall consider groundwater availability models and other data or information for the management area and shall propose for adoption desired future conditions for the relevant aquifers within the management area. Before voting on the proposed desired future conditions of the aquifers...the districts shall consider **socioeconomic impacts reasonably expected to occur**;”
- Proposed DFCs are quantitative descriptions of specific times (decadal) of groundwater resources in a management area.
- This requirement was added to the requirements of joint planning with the passage of Senate Bill 660 in 2011.

Potential Socioeconomic Impact of Proposed DFCs (cont.)

- From a qualitative perspective, both positive and negative socioeconomic impacts may potentially result from implementation of proposed DFCs.
 - Proposed DFCs may require conversion of part or all of a supply to an alternative supply or supplies.
 - Proposed DFCs should help ensure a long-term supply for an area.
 - Proposed DFCs may serve to sustain/enhance economic growth or lessen the rate of reduction in the supply.

Potential Socioeconomic Impact of Proposed DFCs (cont.)

- Alternative to proposed DFCs may result in short-term reduction in utility rates due to a reduction in the cost of water or an increase in utility rates.
- Alternatives to proposed DFCs may result in significant but unquantified increases or decreases in production costs.
- Alternative to proposed DFCs may result in a reduced groundwater supply being available on a long-term basis.

Questions

Thank you!

